



Natalie Hinkle, President
2024gfwcwv@gmail.com

GFWC WV CLUBWOMAN

Newsletter

The official Newsletter of GFWC WV

Summer 2024



Happy 120th GFWC



GFWC WV OFFICERS

President-----	Natalie Hinkle
President Elect-----	Terri Diamond
First Vice President-----	Julie Bibbee
Second Vice President-----	Robin Spurlock
Secretary-----	Lynn Schillings
Treasurer-----	Dana Richardson

GFWC West Virginia




In This Issue

A Note from President Natalie Hinkle-----	Page 3 & 4
Notes from Past Presidents-----	Page 5
Membership-----	Page 6
Leadership-----	Page 7
A Note from The Junior State Chairman-----	Page 8
A Note from the GFWC WV Juniorette Chairman-----	Page 9
“HOME” GFWC WV President’s Special Project-----	Page 10-12
Protocol Tips-----	Page 13
Pearl S. Buck-----	Page 14
Club Articles-----	Pages 15-17
Summer Conference Registration-----	Page 18

Club Woman Editor Lori Thomas
gabysmama2002@gmail.com





A Note from President Natalie Hinkle

Hello GFWC West Virginia!!

When I said those words at the beginning of my installation speech at our 118th Annual State Convention in March, I was overwhelmed with your response “Welcome Madame President”! It almost buckled my knees! I am truly honored to serve as the 61st President of GFWC West Virginia. Thank you for your support and your faith in my ability to serve you during the 2024-2026 administration. I want to thank Barbara Henry for serving as the Installing Officer for this administration. She stepped in when Tressa Wolfe, my Federation Mentor and Friend, was unable to. I am so grateful for her willingness to prepare and perform the installation service for us. Barbara, thank you from the bottom of my heart! I want to give a heartfelt thank you to my home club- GFWC North Central Junior Alumnae Club. Thank you so much for the reception following the installation and all you did to make that event perfect! I could not have done it without you!

The 2024-2026 administration’s President’s Special Project is HOME. The project is divided into three areas, and I’d like to share my thoughts on each of the three areas. Foster Homes- I have always had a soft spot for the children that are taken from their homes for one reason or another. And I am awed by the families that take these children into their homes at the moment’s notice.

So, I imagine our federation helping foster families, to help them prepare their home to accept the children. Help the children with the necessary items they will need, and let’s work with the Foster Care Agency to see where we can help them.

Nursing Homes- We all know someone who has a loved one in a nursing home. Many are thankfully looked after by family members, but many are not as lucky. I imagine our Federation providing needing items for them, visiting them, and doing activities such as reading books aloud, writing letters or signing cards for them or to just playing games or doing puzzles with them. And let’s pay a visit and talk with the activities director and see where and how we can help them.

Last is our Personal Homes. As volunteers we think so much of helping others, we sometimes neglect our own homes and personal family duties required of us. I imagine our Federation educating our families and friends about ways to keep their health information updated, educate our family and friends on ways to protect their homes from situations that may endanger them. And talk about is the end-of-life paperwork we all need to do before it is too late.

I am so pleased that Deanna Tilley is serving as the Special Project Chairman. She has already set up a separate Facebook page just for the Special Project so she can post project ideas and use it as a way the clubs can share their ideas. Go to [gfwcwpsspHOME](https://www.facebook.com/gfwcwpsspHOME). Let’s focus on the HOMES where love and family come in many ways.

I'd like to share special thanks to Past President Cathy Jo Bryant. Her leadership, guidance and friendship will be treasured forever. Her vision of Honoring our Veterans was a huge success and a revitalizing project for our clubs. We all have a veteran near and dear to us and we need to continue to honor them, as well as educate the younger generation about the duties and sacrifices our Veterans made for our country. Continue to Thank a Veteran!!

Cathy Jo and I will be attending the GFWC International Convention in Chicago, IL, June 27-July 2, 2024. We invite you to join us for the convention, workshops, and banquets, but most of all the new friends we will make. We are hoping Cathy Jo will have lots of exciting news and awards to share at Summer Conference! We know the projects we do; we don't do it for the awards, but it is fun to run to the front of the convention hall to receive an award on your behalf!

Speaking of Summer Conference, it is just around the corner- July 26-28, 2024, at Canaan Valley Resort in Davis, WV. Lisa Lineberry, our Meetings and Event Planner, and I are working on the details for the conference. This will be a two-night event, with workshops, guest speakers, fund raising, vendors, and fun! On Friday night after the meal will be the District's Fun Night. This will give the districts time to fellowship together. On Saturday night after the meal, we plan to have a fundraising event. So, bring your cash and join us in some fun! More details are included in this Newsletter for you to review and prepare to send in your registration! It's an event you don't want to miss! Book your hotel rooms now!

Again, I want to thank you for allowing me to serve you and I thank you for your willingness to serve GFWC WV!

Natalie Hinkle

GFWC WV President 2024-2026

GFWC West Virginia



GFWC West Virginia's 120th Anniversary

Notes from our first 15 Past State Presidents

Angela Shearer, Historian



Mrs. Guy R. C. Allen (Annie)
1904-1906

Worked with Children's Home and sought to obtain a shelter for homeless children.

Mrs. R.H. Thomas (Ida)
1906-1908

Member of the Board for the Henry Logan Children's Home and loved her home life and those who would better the public.

Mrs. Morton Wortham Sloan
1908-1910 Organized a sewing school for under-privileged children which later developed into the Union Mission, an institution which cares for innumerable homeless and unfortunate children.

Mrs. Charles S. Morrison
1910-1912

"To provide better environment for every child in the state...that in the presence of beauty, order, and refinement the child might learn to love the true, the beautiful, and the good."

Mrs. John L. Ruhl
1912-1914

Secured passage of a good library law and worked with the West Virginia Equal Suffrage Association to pass the Suffrage Amendment, and secured ratification by the State Legislature of that amendment.

Mrs. Robert L. Hutchinson
1914-1916

Was always interested in all public welfare work including the Salvation Army, YWCA, and the Council of Social Agencies.

Mrs. Joseph Cochran
1916-1918

Worked actively for the passage of the Suffrage Amendment, and in measures concerning Child Welfare.

Mrs. George DeBolt
1918-1920

At the beginning of World War 1, she put all her energy and enthusiasm into directing the work of club women who gave of themselves, their time, talent and means to the service of their country.

Mrs. Woodson T. Willis (Nina)
1920-1922

Worked with the Woman's Relief Corps and the Grand Army of the Republic. She was a poet and article to newspapers and magazines.

Mrs. John B. Garden
1922-1924

Worked with the Maternal and Child Hygiene Association, and the Red Cross.

Mrs. H.D. Rummel
1924-1926

Was one of the organizers of the Charleston Public Library, and worked with the Kanawha Literary Club.

Mrs. S. F. Glascock
1926-1928

Was active with the Daughters of the American Revolution and the United Daughters of the Confederacy.

Mrs. Frederick L. Black (Bethea)
1928-1930

Was keenly interested in various civic enterprises and the Young Woman's Christian Association.

Mrs. Jullian G. Hearne
1930-1932

One of the outstanding accomplishments was the survey of unemployment and economics conditions in WV. This was done in response to a request from President Hoover's Committee on unemployment.

Mrs. John S. Harvey (Vera)
1932-1934

Wrote and directed "The Unquenched Torch", a historical pageant of Marshall College.



Membership

Membership is very important to our organization! It is the responsibility of every one of us. Our Fall meetings will be here before you know it. Please take the summer and let's ask one person to join. Bring them to the September meeting. Hopefully we can get new members and star GFWC members.

Thank you,
Robin Spurlock
GFWC WV 2nd Vice President
Membership Chair Person



Summer Conference 2024

Mark your calendars now for this Leadership and Fun Event!
Come to learn about the new GFWC and GFWC WV programs!
Guest speakers on the GFWC WV President's Special Project.
Participate in our LEADS event on Friday afternoon! It is open to all members!

There will be fundraising tables and vendors.

Enjoy three meals and lots of fellowship! District Get Togethers on Friday night!
The ladies of the Northern District are preparing to serve as Wonderful Hostesses!

We look forward to seeing everyone there!

Reserve your hotel room now!

Check out the registration form in this newsletter!

Registration deadline is July 1, 2024.



Leadership

UNLOCKING YOUR LEADERSHIP POTENTIAL

Everyone has at least a little bit of leader in them. We are going to challenge you to unlock a lot of leadership talents and gifts.

There are conflicting opinions as to whether leaders are born... or made. We would suggest the answer is YES to both.

Some leaders are born. They have the innate ability to attract followers and just naturally take on responsibility for what is happening around them. But regardless of what one may or may not possess from birth when it comes to being a leader - there is always something to be learned or developed that can help us be better leaders. Leaders really are made... made better for sure!

We want everyone to think about their own leadership potential. What might you want to do more (or less) of as a leader? What might you like to do better? What traits do you see in others that you would like to see more (or less) of in yourself?

Take a moment to look in the mirror and see the leader you are. See the leader you want to be. See the leader you know you can be. See the leader others are counting on you to be. We see her!

In today's society, far too many people shy away from leadership positions for one reason or another. We want you to feel comfortable taking on the leadership positions your clubs and communities so desperately need. We want you to call on your peers to help you grow as leaders. We want to be a resource for you as you step up, lean in, dig deep, and aim high.

Leaders are born.

Leaders are made.

Leaders are always important.

Time to unlock your leadership potential and get to work.

Be Bold Federation Sisters!

Babs & Rosemary




A Note from the Junior State Chairman for GFWC WV

Dear Juniors,

It is with great expectations that I begin this new position as Junior State Chairman for GFWC WV. As this is a new position, I am just getting started and learning all the ropes. Our State project will be "HOME" being our GFWC WV President's theme focuses on all things on the home front, we will have lots of possibilities. More specific information will be available at Summer Conference in Canaan Valley in July. There is a Junior Advisory Board consisting of past WV Directors of Junior Clubs and we meet via Zoom. We have a Zoom meeting coming up in the first part of June. If you have any ideas or suggestions for the Advisory Committee, please share them with me. Our main goal is MEMBERSHIP!!!! I hope to have lots of ideas, programs and projects for the Junior Club to think about for their communities. I look forward to meeting our Junior Clubs with awesome possibilities and sharing ideas for 2024-26 "Home Sweet Home!" It is going to be a wonderful two years!

In Federation Friendship,
Tina Lambert
GFWC WV Junior Chairman
216 Walnut Street
Hamlin, WV 25523
tinalambert1@zoominternet.net



Junioresses

GFWC West Virginia Junioresses

The GFWC Junioress Membership category was introduced during the 1966-1968 Administration of GFWC International President Carolyn Pearce (GFWC Florida), who stated, “I can think of no better means of assuring the continuity of Federation work and influence for community good that we represent than by encouraging the formation of GFWC clubs for Junioresses. Mrs. Pearce noted the purpose of a Junioress Club would be:

- To contribute to a meaningful community life,
- To become aware of community problems and how they could be met, and
- To learn the pleasures and rewards of working with a group.

Taken from the 2022-2024 GFWC Club Manual

We, as members of GFWC, need to encourage our youth to become involved in their communities, volunteering and performing community service projects, which has a positive impact on all who contribute – the youth, the GFWC sponsors and the community.

Junioresses are comprised of youth from middle or junior high and high school students. GFWC West Virginia currently has three Junioress Clubs: GFWC Randolph County Junioresses, GFWC Junioresses of Omar, and GFWC Bridgeport Junioresses. Some exciting news - The Marlinton Woman’s Club is working hard to start a new Junioress Club in their area.

The GFWC club manual lists several project ideas for a Junioress Club: make posters to display throughout their school regarding Teen Dating Violence Awareness Month in February, have car washes or bake sells for a specific cause, and put together care packages for nursing homes or shut-ins in their area. The ideas are endless and they plant the seed of leadership, volunteerism and community service. It is up to GFWC members to water these young plants and encourage growth within GFWC.

Is your club open and willing to explore new ideas and promote membership within GFWC West Virginia by forming a Junioress Club in your area? If so, please contact me and we can work together.

Email: leftlylynn@suddenlink.net

Address: 40 Norwood Road #4, Charleston, WV 25314

Phone Home: (304) 345-9003 / Cell (304) 550-1623

Lynn Schillings

GFWC WV Junioress Chairman





As National Foster Care Awareness Month comes to a close I want to encourage you each to continue to reach out in support of the families in your community who The need to promote Foster Care Awareness is constant. Continue to take the time to research the needs of the system, and the numbers of children, youth, and families impacted by it. Learn the facts so that you can positively and factually educate others. Through your efforts, you can make a difference in the life of a child.

National Home Safety Awareness Month is a great time to review safety practices and identify potential hazards around your home. Most homes have hidden hazards which could be harmful. 33 million people are injured by consumer products in the home each year. But most injuries are avoidable. Injuries do not discriminate, from babies to seniors, anyone can be injured at any time.

Check smoke detectors, carbon monoxide detectors, check seals around windows and doors. Warm days in June provide a great time to get outside and check for broken tree limbs and remove debris from gutters and around underpinning or under decking.

Below is a Home Safety Checklist containing a few useful tips to help you identify and reduce common home hazards and keep your family safe and secure in and around your home.

Be sure to connect with the Presidents Special Project on facebook and JOIN THE GROUP PAGE for more information, tips and ideas. If you have any questions, contact Deanna Tilley, Chairman, at (304) 993-3904 or DTilleyGFWC@gmail.com





Home Safety Checklist

Created in partnership with the Administration on Aging

Rebuilding Together
1536 16th Street NW
Washington, DC 20036
800-4-REHAB-9
www.rebuildingtogether.org

Use this list to identify fall hazards and accessibility issues of the homeowner and family members. Home modification strategies on the reverse side of this page can help prioritize your work. Underline or use a highlighter to note problems and add comments.

1. EXTERIOR ENTRANCES AND EXITS

- Note condition of walk and drive surface; existence of curb cuts
- Note handrail condition, right and left sides
- Note light level for driveway, walk, porch
- Check door threshold height
- Note ability to use knob, lock, key, mailbox, peephole, and package shelf
- Do door and window locks work?

2. INTERIOR DOORS, STAIRS, HALLS

- Note height of door threshold, knob and hinge types; clear width door opening; determine direction that door swings
- Note presence of floor level changes
- Note hall width, adequate for walker/wheelchair
- Determine stair flight run: straight or curved
- Note stair rails: condition, right and left side
- Examine light level, clutter hazards
- Note floor surface texture and contrast

3. BATHROOM

- Are basin and tub faucets, shower control and drain plugs manageable?
- Are hot water pipes covered?
- Is mirror height appropriate, sit and stand?
- Note ability reach shelf above, below basin
- Note ability to step in and out of the bath and shower
- Can resident use bath bench in tub or shower?
- Note toilet height; ability to reach paper; flush; come from sit to stand posture
- Is space available for caregiver to assist?

4. KITCHEN

- Note overall light level, task lighting
- Note sink and counter heights
- Note wall and floor storage shelf heights
- Are undersink hot water pipes covered?
- Is there under counter knee space?
- Is there a nearby surface to rest hot foods on when removed from oven?
- Note stove control location (rear or front)

5. LIVING, DINING, BEDROOM

- Chair, sofa, bed heights allow sitting or standing?
- Do rugs have non-slip pad or rug tape?
- Chair available with arm rests?
- Able to turn on light, radio, TV, place a phone call from bed, chair, and sofa?

6. LAUNDRY

- Able to hand-wash and hang clothes to dry?
- Able to access automatic washer/dryer?

7. TELEPHONE AND DOOR

- Phone jack location near bed, sofa, chair?
- Able to get phone, dial, hear caller?
- Able to identify visitors, hear doorbell?
- Able to reach and empty mailbox?
- Wears neck/wrist device to obtain emergency help?

8. STORAGE SPACE

- Able to reach closet rods and hooks, open bureau drawers?
- Is there a light inside the closet?

9. WINDOWS

- Opening mechanism at 42 inches from floor?
- Lock accessible, easy to operate?
- Sill height above floor level?

10. ELECTRIC OUTLETS AND CONTROLS

- Sufficient outlets?
- Outlet height, wall locations
- Low vision/sound warnings available?
- Extension cord hazard?

11. HEAT, LIGHT, VENTILATION, SECURITY, CARBON MONOXIDE, WATER TEMP CONTROL

- Are there smoke/CO detectors and a fire extinguisher?
- Thermometer displays easily readable?
- Accessible environmental controls?
- Pressure balance valve available?
- Note rooms where poor light level exists
- Able to open windows; slide patio doors?
- Able to open drapes or curtains?

COMMENTS:

HELP PREVENT FALLS: Use this list to prioritize work tasks. Leave a copy of this list with the family so they can make further improvements.

1. EXTERIOR ENTRANCES AND EXITS

- Increase lighting at entry area
- Install stair rails on both sides
- Install door lever handles; double-bolt lock
- Install beveled, no step, no trip threshold
- Remove screen or storm door if needed
- Create surface to place packages when opening door
- Install peephole on exterior door
- Repair holes, uneven joints on walkway
- Provide non-slip finish to walkway surface
- Add ramp

2. INTERIOR DOORS, HALLS, STAIRS

- Create clear pathways between rooms
- Apply color contrast or texture change at top and bottom stair edges
- Install door lever handle
- Install swing-clear hinges to widen doorway. Minimum width: 32 inches
- Install beveled thresholds (max 1/2 inch)
- Replace or add non-slip surface on steps
- Repair or install stair handrails on both sides

3. BATHROOM

- Install swing-clear hinges to widen doorway. Minimum width: 32 inches
- Install secure wall reinforcement and place grab bars at toilet, bath and shower
- Install adjustable-height shower head
- Install non-slip strips in bath/shower
- Secure floor bathmat with non-slip, double-sided rug tape
- Elevate toilet height by adding portable seat or raising toilet base on a pedestal
- Adapt flush handle or install flush sensor
- Adapt or relocate toilet paper dispenser
- Round counter corners to provide safety
- Insulate hot water pipes if exposed
- Create sitting knee clearance at basin by removing vanity door and shelves underneath
- Install mirror for sitting or standing view
- Install good-quality non-glare lighting
- Install shower with no threshold if bathing abilities are severely limited

4. KITCHEN

- Increase task lighting at sink, stove, etc.
- Install D-type cupboard door handles
- Install adjustable shelving to increase access to upper cabinets
- Increase access to under counter storage space by installing pull-out units
- Insulate hot water pipes if exposed
- Install hot-proof surface near oven
- Install switches and outlets at front of counter

- Install pressure-balanced, temperature-regulated, lever faucets
- Create sitting knee clearance under work sites by removing doors or shelves
- Improve color contrast of cabinet and counters surface edges for those with low vision
- Add tactile and color-contrasted controls for those with low vision

5. LIVING, DINING, BEDROOM

- Widen or clear pathways within each room by rearranging furniture
- Secure throw and area rug edges with double-sided tape
- Improve access to and from chairs and beds by inserting risers under furniture legs
- Use side bed rail or chairs with armrests
- Install telephone jack near chair or bed
- Enlarge lamp switch or install touch-control lamp at bedside
- Install adjustable closet rods, shelving and light source for better storage access
- Install vertical pole adjacent to chair and sofa
- Raise furniture to appropriate height using leg extender products
- Install uniform level floor surfaces using wood, tile or low-pile rugs

6. LAUNDRY

- Build a counter for sorting and folding clothes
- Adjust clothesline to convenient height
- Relocate laundry appliances

7. TELEPHONE AND DOOR

- Install phone jacks near bed, sofa, and chair
- Install peephole at convenient height
- Install flashing light or sound amplifier to indicate ringing doorbell for those with visual or hearing problems
- Install mailbox at accessible height

8. STORAGE SPACE

- Install lights inside closet
- Install adjustable closet rods and shelves
- Install bi-fold or pocket doors

9. WINDOWS


- Install handles and locks that are easy to grip, placed at appropriate heights

10. ELECTRICAL OUTLETS AND CONTROLS

- Install light fixtures or outlet for lamps
- Install switches at top and bottom of stairs

11. HEAT, AIR, LIGHT, SECURITY, WATER TEMP, CARBON MONOXIDE CONTROLS

- Install smoke/CO detectors, fire extinguishers
- Increase residents' access to environmental control systems



Protocol Tips...

1. ForMembers:

Arrive at meetings on time and stay until adjourned. If you must be late, enter quietly and stand at the back of the room until the speaker at the lectern is finished or there is a natural pause.

Refrain from disturbing the meeting. Do not have side conversations after the meeting has been called to order.

Turn off your cell phone. Do not text or message during the meeting.

Wear your Federation membership pin(s) at meetings, events and projects. Your pins should be placed on your left upper chest over your heart.

2. ForPresident:

Prepare an Agenda for the meeting and distribute it to the members. Preside with a script using the agenda as the outline (don't rely on memory).

Start meetings on time with one rap of the gavel.

Stand when speaking and conducting the meeting.

Speak clearly and slowly. Always use the microphone if one is available.

Jayne Ryan , 2024-2026 Protocol Chairman

Pearl S. Buck



“Lemonade, Lunch and Loot” Event –A Great Way to Support an Outstanding WV Woman
West Virginia GFWC members will be celebrating BIG this year as we recognize the 50th Year of the Pearl Buck Birthplace and Museum in Hillsboro, West Virginia. Many do not know that the historic home truly only exists because the women of GFWC WV determined they would “save” this landmark! The home is a wonderful tribute to Pearl Buck, West Virginia native who was the first American woman to win the Nobel Prize for Literature. Pearl was able to describe life in China through many of her books. The rest of the world did not know what the life of a Chinese peasant was like. She opened up the Asian lifestyle at the time and introduced us to the unknown. The lovely homestead-style house is a fitting tribute to Pearl, and a showcase that GFWC can be proud of. During this 50th year, let’s step up and support this museum that we helped to secure. Plan events in your club with “a string of pearls” or anything fun to raise money for the home and keep Pearl Buck’s memory alive. Perhaps a book club might be what your club would be interested in. Come up with unique ideas to support the home and Pearl. And, plan to attend the “Lemonade, Lunch, and Loot” Birthday Party on August 10 in Hillsboro. For \$50 and an auction item, you’ll get a tour of the home, lunch and an opportunity to bid on great silent auction items. I know you’ll have fun also. If you’ve toured the house before, alternative activities will be planned. Let’s have a BIG turnout! Last year we had a great time at our first event. We’d love to have you join us this year. And if you want to, wear your pearls! Hope to see you there.

Cindy Kolsun, Pearl Buck Chairman

GFWC WV Woman's Club of South Charleston

The GFWC WV Woman's Club of South Charleston wore our Blue on January 11, 2024 in support of the fight against Human Trafficking and we wore our Red on February 2, showing our support for Women's Heart Health Day.

We had four members in attendance during the GFWC WV State Convention at the Greenbrier. Club members, Terri Diamond and Phyllis Glazier were recognized as 50 year members. Our club activities and projects earned us 16 first place certificates, one 2nd place, one 3rd place and 4 Best Overall. We are so proud of our ladies and the good work that they do.

We signed and delivered Easter cards and treats to the residents at Valley Nursing Home and the Veterans at Roark Sullivan Lifeway Center. On March 30, we provided the candy for the 3000 eggs that we helped hide at Joplin Park for the South Charleston Visitors Bureau and SC Woman's joint project, Easter Egg Hunt for children 6 years old and under. What a fun day!

In April, we showed our support in the fight against Child Abuse and Prevention Month by wearing our Blue on April 5, and displaying posters and pinwheels at our clubhouse at 214 D Street, the SC Middle School and in front of Heart and Hand Ministries. And, we are just getting started!!



Woman's Club of Fairmont

The Woman's Club of Fairmont has had a busy month full of collecting books, hosting parties, and planning for upcoming events. The club has collected over 600 books for the Marion County Schools' Annual Family Literacy Fair. Later this month, Club members will distribute the collected books to kids attending the event.

The Club has hosted events for women among the Fairmont community this month. Club members volunteer to host, decorate, and set and clean up for the showers. Recent events included an "Over the Moon" theme baby shower as well as a "Groovy" retirement party. Club members also took part in the Mountaineer State History Expo, distributing pamphlets and discussing info about the GFWC. Members will also be participating in the East Fairmont High School Foundation dinner. We will be raising money and serving dinner to students and parents of the Fairmont community.



GFWC Pea Ridge

Starting off strong!

We hid 10k Easter Eggs for Kids, Worked at the Facing Hunger Food Bank for MLK Day of Service, Planted a Pinwheel Garden for Child Abuse Prevention, donated items for the Cancer Center Comfy Cart, took lunch to essential workers, and had a workshop to teach our ladies some piping skills for our famous chocolate Easter Eggs.





GFWC WEST VIRGINIA SUMMER CONFERENCE

JULY 26-27, 2024

CANAAN VALLEY RESORT, CANAAN VALLEY, WV 2024 Registration Form

GFWC WV State President Natalie Hinkle invites all clubwomen and guests to attend the 51st Annual GFWC WV Summer Conference at the Canaan Valley Resort

For room reservations: Booking link: <https://www.canaanresort.com/book-now?pid=23260>
Group ID: 1056ME
Or call- 304 866 4121 ext. 7701 and mention the conference name and Group ID. Room deadline June 25, 2024

To Register for Summer Conference:

1. Fill out this form. Keep a copy for yourself, One registration per paper form
2. Make checks payable to: **GFWC West Virginia**
3. Mail to the Registration Chairman: **Georgianna Tillis**
2806 Meadowbrook Drive
Point Pleasant, WV 25550

You can use the QR Code below to register and pay online

You can also go online to: www.eventcreate/e/gfwcwvsummerconference.com

Name _____) Woman's () Junior () Juniorette

Address _____ City _____ Zip _____


Club _____ District _____

Email address _____ Cell number _____

Emergency Contact _____ Phone _____

If you hold a position, please state:

- ____ GFWC _____
- ____ GFWC WV _____
- ____ District President _____
- ____ Club President _____
- ____ Guest _____
- ____ I will be attending **LEADS**
- on Friday afternoon (2-4 pm)
- ____ I am a first-time attendee



Use the QR Code above for Conference Registration.
Do not register online and send in a hard copy.

____ Registration Fee	\$15
____ Late Registration* ADD	\$5
____ LEADS	No Charge
____ Friday dinner:	\$35
Picnic at Canaan	
____ Saturday Luncheon:	\$30
Soup, Salad and Baked Potato Bar	
____ Saturday Plated Banquet:	\$45
(Choose ONE)	
____ Herb Rubbed Pork Loin	
____ Caprese Stuffed Chicken	

Includes mixed greens salad, scalloped potatoes, grilled vegetables, rolls, dessert, and drinks

Total Due _____

Vegetarian/Gluten Free, please check here:
List Allergies here: _____

***GFWC WV REGISTRATION DEADLINE IS JULY 1, 2024**

(No refunds after this date.) See late note above.